


Data Sheet

Micro Plate Heat Exchanger Type **C118L-EZ** and **C118L-EZ-F**

For more efficient Chillers

**21% lower hold-up volume enables significant reduction in refrigerant charge.**

The C118L-EZ and the C118L-EZ-F are evaporators optimized for high density refrigerants like the R410A and its replacement R454B and R32 for use in high-efficiency chillers with capacities of 70-250 kW.

The Z-pattern channel plate technology pushes the performance of heat exchangers to the limits by fully mixing the liquid and gas refrigerant through a "zigzag" flow, which increases the heat transfer coefficient. At the same time, inheriting from the dimple features, C118L-EZ reduces the water side pressure drop and the amount of material used. In the reversible mode of the chiller as a condenser, C118L-EZ also has outstanding performance.

To meet demands for higher seasonal efficiency, the C118L-EZ is designed to work efficiently and increase comfort in modern buildings without increasing the carbon footprint. Helping chillers perform more efficiently, it reduces both energy costs and environmental impact. The low hold-up volume reduces the system refrigerant charge and offers valuable savings.

Features:

- Improved heat transfer - equals higher efficiency chillers
- Reduced water side pressure drop – equals higher efficiency chillers
- Minimal hold-up volume - equals less refrigerant charge
- Smaller footprint - enables more compact chillers
- High heat transfer and minimal refrigerant charge - equals a reduced CO₂ footprint

Portfolio overview

C118L-EZ: Evaporator optimized for R410A, R452B and R454B
 C118-EZ: Evaporator for medium density refrigerants PS: 30bar
 C118L-EZ -F: Evaporator optimized for R32

Applications

The C118L-EZ and C118L-EZ-F are single circuit evaporators specifically designed for high efficient chiller systems dedicated to comfort applications, cooling-industrial process, data centers. The evaporators are design to operate also in reversable systems in condenser mode, in co or counter current flow configuration.

The models are characterized by different distributor system the make the evaporator optimized for the high-density refrigerants. Even if equipped with distributor device, the C118L-EZ and C118L-EZ-F can run properly in condenser mode.

Media

Refrigerants

R410A, R32, R452B, R454B

For other refrigerants please contact your Danfoss Sales representative.

Performance

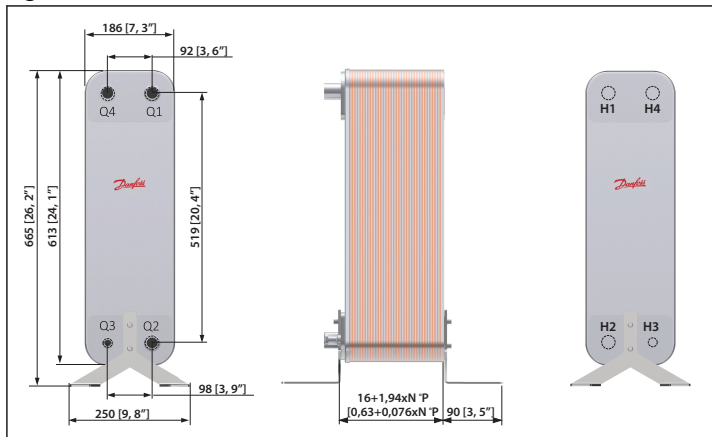
Model	Refrigerant	Evaporating temperature [°C]	Max capacity ⁽¹⁾ [kW]
C118L-EZ	R410A	5	115
		4.5	155
		4	195
	R454B / R452B	5	150
		4.5	190
		4	225
C118L-EZ-F	R32	4.5	145
		4	250
Max water flow (@6 m/s)		49 m ³ /h	

⁽¹⁾ EWT/LWT: 12/7 °C; Tliq.:43 °C, Sh: 5K; max N °P: 250

Product specification

Dimensions

Figure 1: Dimensions



Operating conditions

Preconditions:

N = number of plates

Max number of plates: 250

Pressure and temperature data*:

Min. working temperature: -196 °C (-320 °F)

Max. working temperature: 200 °C (390 °F)

Max. working pressure: 49 bar (710psi) refrigerant side** / 25 bar (362psi) water side

*For details, refer to the "Third party Approvals" chapter

** A lower pressure version (30bar) also available

Weight

C118L-EZ(-F): $7.94 + 0.29 \times N$ [kg] // $17.5 + 0.64 \times N$ [lb]

C118-EZ: $5.95 + 0.29 \times N$ [kg] // $13.12 + 0.64 \times N$ [lb]

N: Number of Plate

Material specification

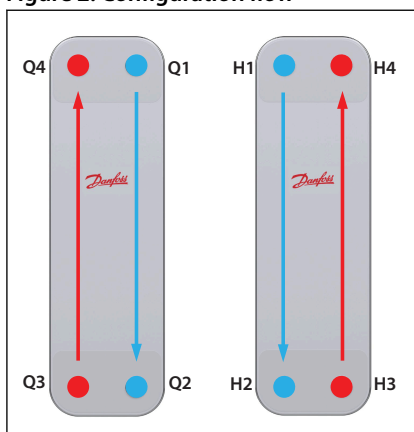
Table 1: Standard materials

Item	Material	Specification
Cover plates	Stainless steel	AISI 304L
Plates	Stainless steel	AISI 316L
Connections	Stainless steel	AISI 304L
Brazing filler	Pure copper	Cu

Other material combinations are available on request. Please contact your Danfoss sales representative for more information.

Configuration flow

Figure 2: Configuration flow



Parallel flow:

Q1 - Q2 [H1 - H2]: brine/secondary side

Q3 - Q4 [H3 - H4]: refrigerant/primary side

Hold up volume

Q1 - Q2 (l): $0.017 \times N/2$

Q3 - Q4 (l): $0.013 \times (N-2)/2$

N: Number of Plate

Ordering

Global or local standard code numbers can be accessed via Store.Danfoss.com on local subsites, with full set of technical data as well as relevant assets such as documentation and drawings. Since the portfolio may contain different types depending on country, this document contains only a summarized list of standard code numbers with a few data relevant for the product selection.

Model	Connections				Stud bolt	Pack format	Code
	Q1&Q2 [in.]	H1&H2	Q3 (ref,in)[in.]	Q4 (ref,out)[in.]			
C118L-EZ-40	Gas 2	-	3/4	1 3/8	Front	Single -1pcs	111B1817
C118L-EZ-50	Gas 2	-	7/8	1 5/8	Front	Single -1pcs	111B1818
C118L-EZ-60	Gas 2	-	1 1/8	2 1/8	Front	Single -1pcs	111B1819
C118L-EZ-70	Gas 2	-	1 1/8	2 1/8	Front	Single -1pcs	111B1820
C118L-EZ-80	Gas 2	-	1 1/8	2 1/8	Front	Single -1pcs	111B1821
C118L-EZ-90	Gas 2	-	1 1/8	2 1/8	Front	Single -1pcs	111B1822
C118L-EZ-100	Gas 2	-	1 1/8	2 1/8	Front	Single -1pcs	111B1823
C118L-EZ-110	Gas 2	-	1 1/8	2 1/8	Front	Single -1pcs	111B1824
C118L-EZ-120	Gas 2	-	1 1/8	2 1/8	Front	Single -1pcs	111B1825
C118L-EZ-130	Gas 2	-	1 1/8	2 1/8	Front	Single -1pcs	111B1826
C118L-EZ-140	Gas 2	-	1 1/8	2 1/8	Front	Single -1pcs	111B1827
C118L-EZ-150	Gas 2	-	1 1/8	2 1/8	Front	Single -1pcs	111B1828
C118L-EZ-160	Gas 2	-	1 1/8	2 1/8	Front	Single -1pcs	111B1829
C118L-EZ-180	Gas 2	-	1 1/8	2 1/8	Front	Single -1pcs	111B1830
C118L-EZ-200	Gas 2	-	1 1/8	2 1/2	Front	Single -1pcs	111B1831
C118L-EZ-220	Gas 2	-	1 1/8	2 1/2	Front	Single -1pcs	111B1832
C118L-EZ-250	Gas 2	-	1 1/8	2 1/2	Front	Single -1pcs	111B1833

All listed models are without feet

Micro plate heat exchanger, type C118L-EZ and C118L-EZ-F

Model	Connections				Stud bolt	Pack format	Code
	Q1&Q2 [in.]	H1&H2 [in.]	Q3 (ref,in)[in.]	Q4 (ref,out)[in.]			
C118L-EZ-40	Gas 2	Gas 2	3/4	1 3/8	Front	Single -1pcs	111B1837
C118L-EZ-50	Gas 2	Gas 2	7/8	1 5/8	Front	Single -1pcs	111B1838
C118L-EZ-60	Gas 2	Gas 2	1 1/8	2 1/8	Front	Single -1pcs	111B1839
C118L-EZ-70	Gas 2	Gas 2	1 1/8	2 1/8	Front	Single -1pcs	111B1840
C118L-EZ-80	Gas 2	Gas 2	1 1/8	2 1/8	Front	Single -1pcs	111B1841
C118L-EZ-90	Gas 2	Gas 2	1 1/8	2 1/8	Front	Single -1pcs	111B1842
C118L-EZ-100	Gas 2	Gas 2	1 1/8	2 1/8	Front	Single -1pcs	111B1843
C118L-EZ-110	Gas 2	Gas 2	1 1/8	2 1/8	Front	Single -1pcs	111B1844
C118L-EZ-120	Gas 2	Gas 2	1 1/8	2 1/8	Front	Single -1pcs	111B1845
C118L-EZ-130	Gas 2	Gas 2	1 1/8	2 1/8	Front	Single -1pcs	111B1846
C118L-EZ-140	Gas 2	Gas 2	1 1/8	2 1/8	Front	Single -1pcs	111B1847
C118L-EZ-150	Gas 2	Gas 2	1 1/8	2 1/8	Front	Single -1pcs	111B1848
C118L-EZ-160	Gas 2	Gas 2	1 1/8	2 1/8	Front	Single -1pcs	111B1849
C118L-EZ-180	Gas 2	Gas 2	1 1/8	2 1/8	Front	Single -1pcs	111B1850
C118L-EZ-200	Gas 2	Gas 2	1 1/8	2 1/2	Front	Single -1pcs	111B1851
C118L-EZ-220	Gas 2	Gas 2	1 1/8	2 1/2	Front	Single -1pcs	111B1852
C118L-EZ-250	Gas 2	Gas 2	1 1/8	2 1/2	Front	Single -1pcs	111B1853

All listed models are without feet

Configuring and calculating products

C118L-EZ and C118L-EZ-F can be easily customized based on the application needs; model size can be evaluated using Hexact software.

For details, product configuration and code creation please contact your Danfoss Sales representative.

Mechanical connections

Circuits	Connection type options	Connection size option
Q1 - Q2 (water-brine side)	BSP Gas male	1/2", 3/4", 1", 1 1/4", 1 1/2", 2", 2 1/2"
	BSP Gas female	1/2", 3/4", 1"
	DIN R male	1", 1 1/4", 1 1/2", 2"
	NPT	2", 2 1/2"
	Victaulic	2", 2 1/2"
Q3 (Refrigerant inlet)	Soldering	3/8", 1/2", 5/8", 3/4", 7/8", 1 1/8"
Q4 (Refrigerant outlet)	Soldering	7/8", 1 1/8", 1 3/8", 1 5/8", 2 1/8"

Accessories and spare parts

MPHE products are not serviceable, i.e. cannot be taken apart and repaired, and there are no spare parts program. As for accessories, stud bolts, feet on front and/or back cover plates for mounting support and handling are available upon request.

Table 2: Stud bolts:

Stud bolt position	Bolt sizes
230x92mm, middle	M8x20mm
140x100mm, middle	M8x25mm
	M8x30mm

Contact your Danfoss sales representative for further information.

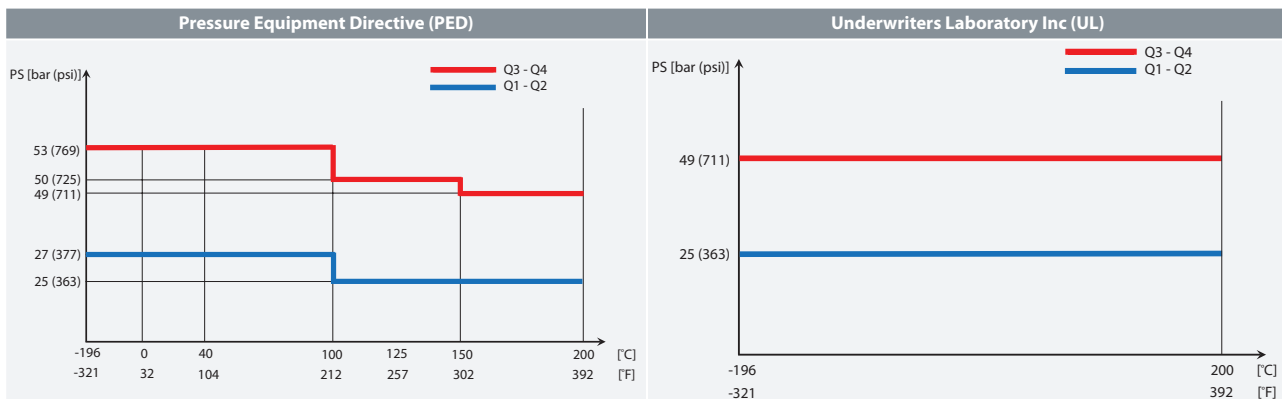
Certificates, declarations, and approvals

The list contains all certificates, declarations, and approvals for this product type. Individual code number may have some or all of these approvals, and certain local approvals may not appear on the list.

Some approvals may change over time. You can check the most current status at danfoss.com or contact your local Danfoss representative if you have any questions.

Third party approvals

All MPHE and BPHE are certified to European Pressure Equipment Directive (PED) and are approved by Underwriters Laboratories (UL).



Other certifications are available upon request: Kraia, EAC, UA, AS; for others and more details please contact your local Danfoss representative.

Online support

Danfoss offers a wide range of support along with our products, including digital product information, software, mobile apps, and expert guidance. See the possibilities below.

The Danfoss Product Store



The Danfoss Product Store is your one-stop shop for everything product related—no matter where you are in the world or what area of the cooling industry you work in. Get quick access to essential information like product specs, code numbers, technical documentation, certifications, accessories, and more.

Start browsing at store.danfoss.com.

Find technical documentation



Find the technical documentation you need to get your project up and running. Get direct access to our official collection of data sheets, certificates and declarations, manuals and guides, 3D models and drawings, case stories, brochures, and much more.

Start searching now at www.danfoss.com/en/service-and-support/documentation.

Danfoss Learning



Danfoss Learning is a free online learning platform. It features courses and materials specifically designed to help engineers, installers, service technicians, and wholesalers better understand the products, applications, industry topics, and trends that will help you do your job better.

Create your Danfoss Learning account for free at www.danfoss.com/en/service-and-support/learning.

Get local information and support



Local Danfoss websites are the main sources for help and information about our company and products. Find product availability, get the latest regional news, or connect with a nearby expert—all in your own language.

Find your local Danfoss website here: www.danfoss.com/en/choose-region.

Coolselector®2 - find the best components for you HVAC/R system



Coolselector®2 makes it easy for engineers, consultants, and designers to find and order the best components for refrigeration and air conditioning systems. Run calculations based on your operating conditions and then choose the best setup for your system design.

Download Coolselector®2 for free at coolselector.danfoss.com.

Hexact for heat exchangers



Hexact for heat exchangers helps you identify the best heat exchanger for your chiller, heat pump, or other application based on operating conditions. Works for innovative MPHE and traditional BPHE brazed heat exchangers.

Download Hexact for free at hexact.danfoss.com

Danfoss can accept no responsibility for possible errors in catalogues, brochures and other printed material. Danfoss reserves the right to alter its products without notice. This also applies to products already on order provided that such alterations can be made without subsequential changes being necessary in specifications already agreed. All trademarks in this material are property of the respective companies. Danfoss and the Danfoss logotype are trademarks of Danfoss A/S. All rights reserved.