

Data sheet

# Display

## EKA 163 / EKA 164



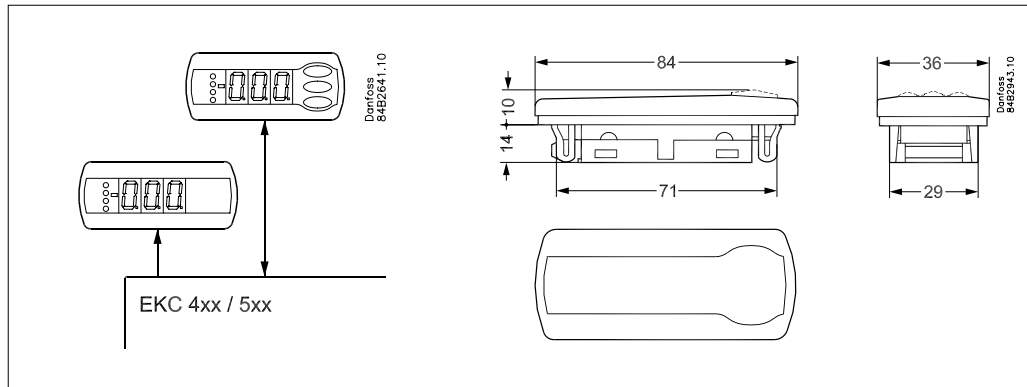
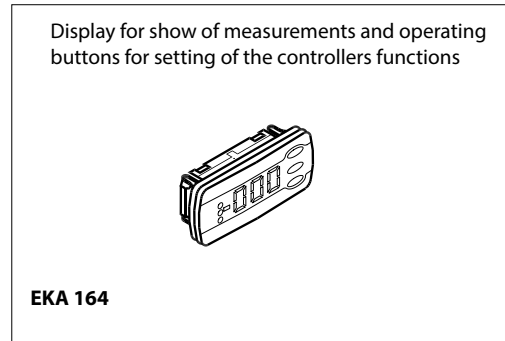
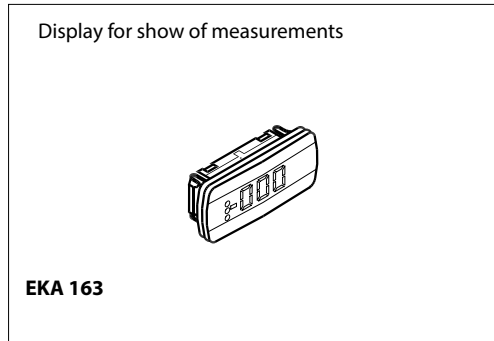
### Application

The displays may be used in conjunction with some of the controllers in the AK- and EKC series, e.g. AK-CC, AK-PC, EKC 414, EKC 514.

EKA 163 has no operating buttons and can be mounted on the refrigeration appliance in such a way that the customer can see the temperature at the goods.

EKA 164 has operating buttons so that settings can be made in the controller's menu system.

There are 2 types: type A and type B.  
Type A has a stronger communication circuit that covers both RS 485 and TTL.  
Type A can be used instead of type B.  
Do not use type B when controller data requires type A.



**Technical data**

Supply	12 V +/-15% (from controller)	
Display/operation	Readout accuracy in measuring range: 0.1°C EKA 163, LED, 3-digits EKA 164, LED, -digits, operation buttons	
Electrical connection	EKA 163A EKA 164A	Via screw terminals
	EKA 163B EKA 164B	Via plug
Communication	A-Version	RS 485* and TTL
	B-Version	TTL
Environments	-10 - 55°C, during operation	
	-40 - 70°C, during transport	
	20 - 80% Rh, non condensing	
Enclosure	From back	IP 20
Front mounting	EKA 163 EKA 164	IP 65

\* The installation of data communication must keep the requirements which are described in literature no. RC8AC

**Ordering**

Description	Type	Code no.
Display unit	Screw terminals	EKA 163A <b>084B8562</b>
	With plug	EKA 163B <b>084B8574</b>
Display unit with operation buttons	Screw terminals	EKA 164A <b>084B8563</b>
	With plug	EKA 164B <b>084B8575</b>
Cable for display unit (2 m w/each)	1	<b>084B7298</b>
	24	<b>084B7179</b>
Cable for display unit (6 m w/plug)	1	<b>084B7299</b>
	24	<b>084B7097</b>
Cable for display unit (3 m w/plug)	24	<b>084B7099</b>
Cable for display unit (9 m w/plug)	24	<b>084B7630</b>

See also the connection option for the actual controller